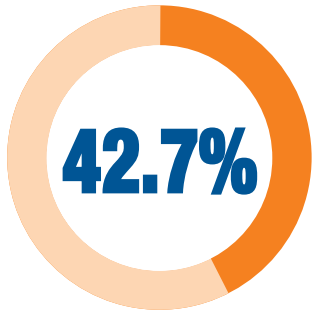



# Really Is it Asthma?

## If it's not Asthma, what is it?

In a recent study published in JAMA, in patients where current asthma was ruled out, 22 alternative diagnosis were given. The most common were allergic or nonallergic rhinitis and GERD.<sup>2</sup>



of 465,866 patients newly diagnosed with asthma received pulmonary function testing according to a study published by CHEST in 2012.<sup>1</sup>



In a recent study, approximately

# 30%

of patients with physician-diagnosed asthma were misdiagnosed, of which 56% had no evidence of objective testing<sup>2</sup>

## TEST OPTIONS:

### Spirometry with bronchodilator

- Use to show reversibility ( $\geq 12\%$ ) to confirm diagnosis of asthma<sup>3</sup>

### Bronchoprovocation testing

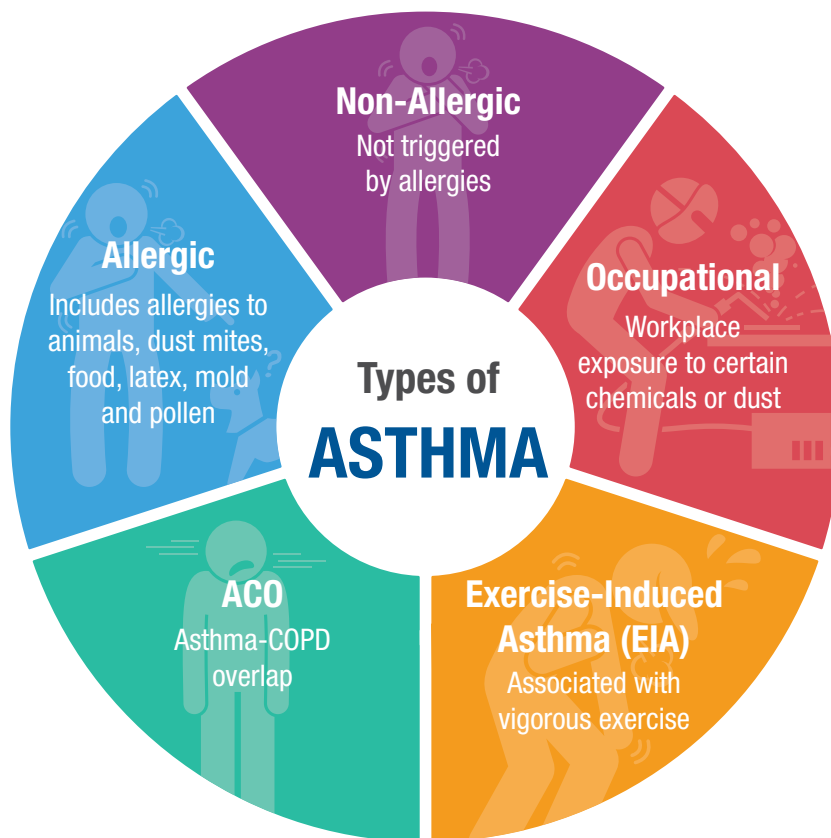
- These tests are most often performed to exclude or confirm a suspected diagnosis of asthma.<sup>4</sup>

### Methacholine challenge testing

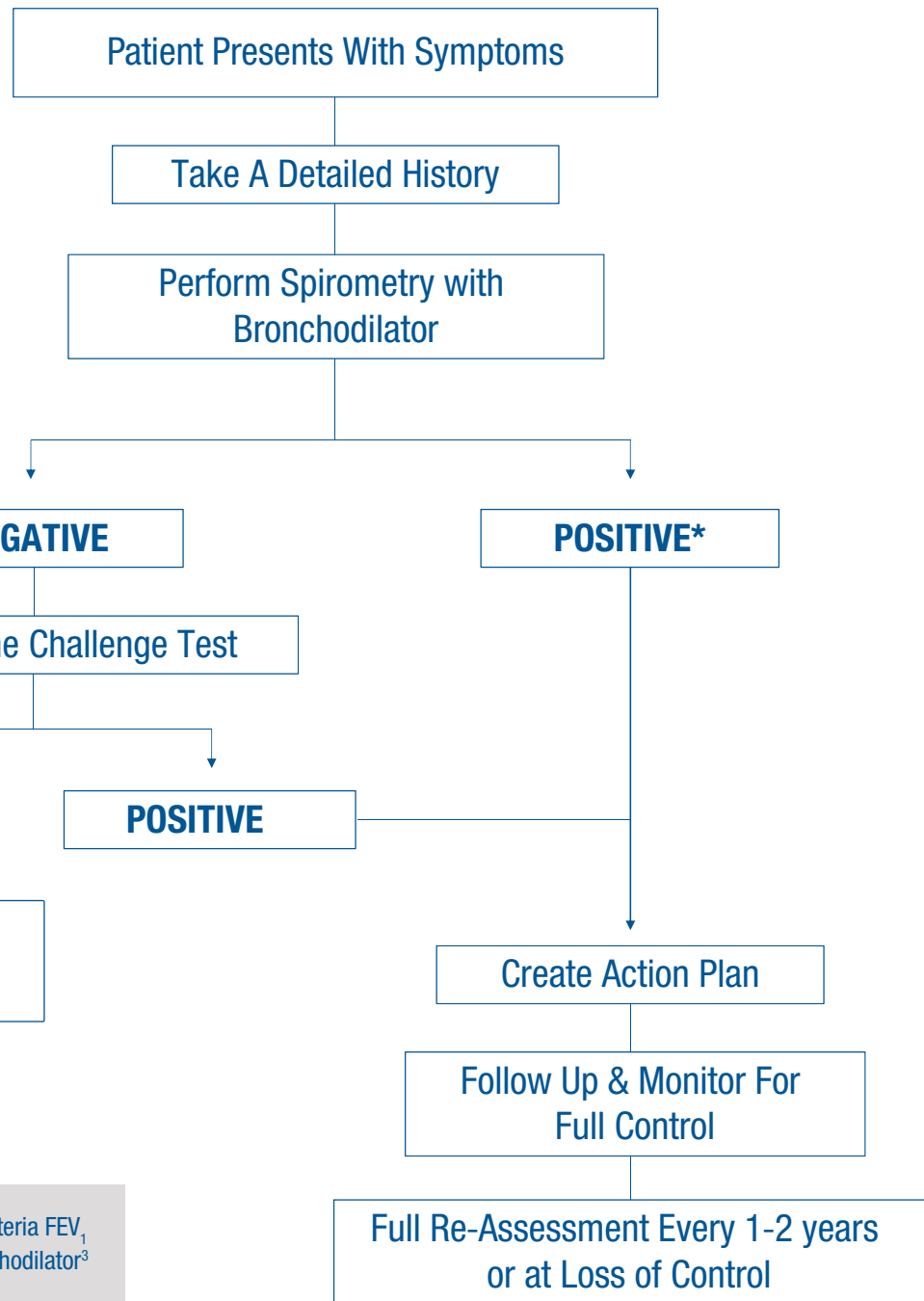
- Used to help determine if current respiratory symptoms may be due to asthma or to make that diagnosis much less likely<sup>4</sup>
- High sensitivity for current asthma<sup>4</sup>

### Exercise challenge testing

- Useful if suspect EIA<sup>5</sup>
- Less sensitive for the diagnosis of asthma<sup>5</sup>



**Provocholine**<sup>®</sup>  
(methacholine chloride)



\* Spirometry with bronchodilator diagnostic criteria FEV<sub>1</sub> increase of  $\geq 12\%$  and  $\geq 200$  mL post bronchodilator<sup>3</sup>

For more information, please contact Methapharm at 519.751.3602 | 1.800.287.7686

Provocholine (methacholine chloride USP) powder for solution, for inhalation, is marketed in the United States, Canada and other countries. Provocholine is indicated for the diagnosis of bronchial airway hyperreactivity in subjects who do not have clinically apparent asthma. Provocholine is a bronchoconstrictor agent for diagnostic purposes only and should not be used as a therapeutic agent. Provocholine inhalation challenge should be performed only under the supervision of a physician trained in and thoroughly familiar with all aspects of the technique of methacholine challenge, all contraindications, warnings and precautions, and the management of respiratory distress. Emergency equipment and medication should be immediately available to treat acute respiratory distress. For complete prescribing information, please consult the Package Insert which is available for download at [www.provocholine.com](http://www.provocholine.com) or on request by calling Methapharm Medical Information at 1-800-287-7686 | 519-751-3602 ext. 7804 or faxing us at 519-751-9149. You are encouraged to report negative side effects of prescription drugs to the FDA. Visit MedWatch or call 1-800-FDA(332)-1088. This information is provided as a professional courtesy, and it is intended to provide data available to us that may assist you in deriving your own conclusions and opinions. This information is not intended to advocate any indications, dosage, or other claim that is not described in the package insert. Copyright © Methapharm Inc. 2017. **References:** 1) Gershon et al, Pulmonary Function Testing in the Diagnosis of Asthma: A Population Study, CHEST 2012;141:1190-1196 2) Aaron et al, Reevaluation of Diagnosis in Adults With Physician-Diagnosed Asthma, JAMA. 2017;317(3):269-279 3) American Thoracic Society, Lung Function testing: Selection of reference - valves and interpretive strategies, AM Rev Respir Dis 1991;144:1202-28 4) Coates AL, Wanger J, Cockcroft DW, et al, ERS technical standard on bronchial challenge testing: general considerations and performance of methacholine challenge tests. Eur Respir J 2017;49: 1601526 5) American Thoracic Society Guidelines for Methacholine and Exercise Challenge Testing – 1999 (Published in American Journal of Respiratory & Critical Care Medicine, Vol. 161:1, January 2000, pp. 309 – 329)